
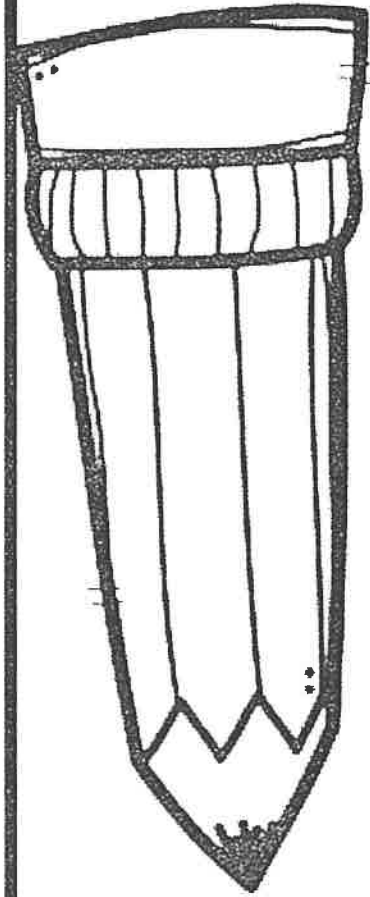


MAKING CONNECTIONS

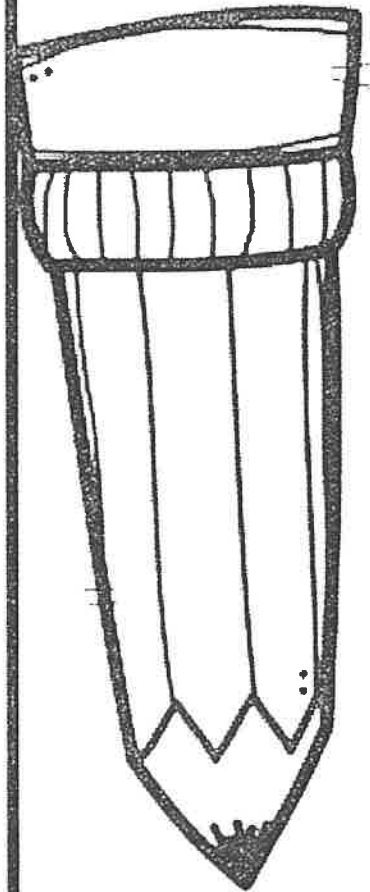


MAKING CONNECTIONS



**I make our class
special because:**

Rooted in Reading
K-5 Literacy Specialists



**I make our class
special because:**

Summary

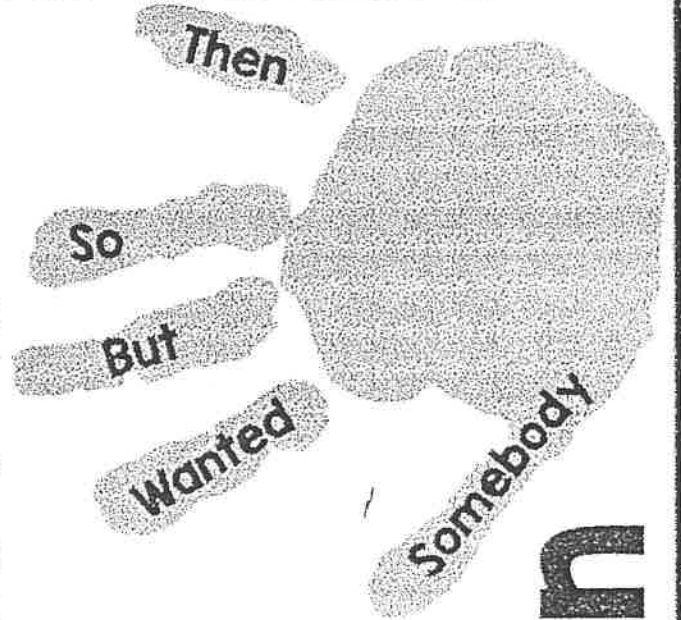
Somebody

Wanted

But

So

Then



A BAD CASE OF STRIPES

Somebody

Wanted


But

So

Then

Germs!



What did you learn about staying healthy?



Rooted in Reading

Germs!

What did you learn about staying healthy?



Glue under the importance of Setting. On the front have students draw and label when and where they live. Under the flap write about how that makes their experiences different than the characters in the book.


<p>where I Live...</p>	<p>when I Live...</p>
<p>THE IMPORTANCE OF SETTING</p>	

<p>where I Live...</p>	<p>when I Live...</p>
<p>THE IMPORTANCE OF SETTING</p>	

3 FACTS

ABOUT


Appalachian
Mountains



3 FACTS

ABOUT

Appalachian
Mountains

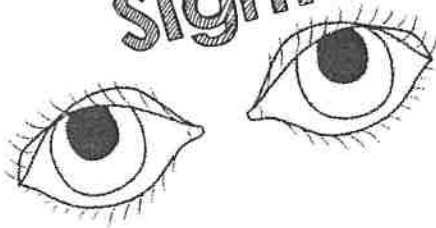


Name: _____

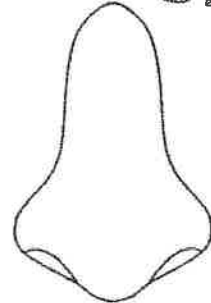
Five Senses

Visualizing

Sight



Smell



Taste



Hear



Touch



Directions: Cut out the flap-ups. Cut in between each flap. Put glue Slimy Salamanders. Write and illustrate four facts underneath the flaps.

Slimy SALAMANDERS

Slimy

Fact
ONE


Fact
TWO

Fact
THREE

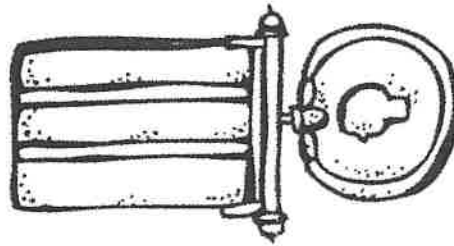
Fact
FOUR

Cut around the template. Cut the line between the four flaps. Glue under words. Answer the questions under the flap.

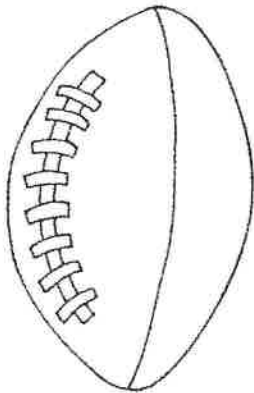
How did Miss Nancy feel about the beach?



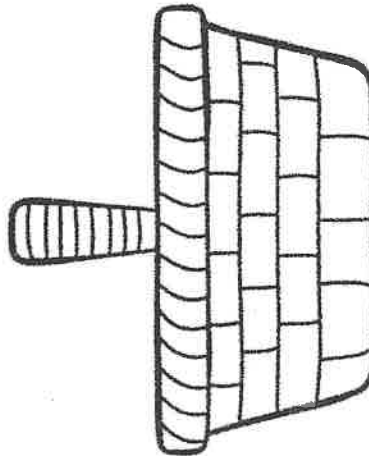
Why is Miss Nancy sad about her brother?



How did Miss Nancy feel about Wilfrid?




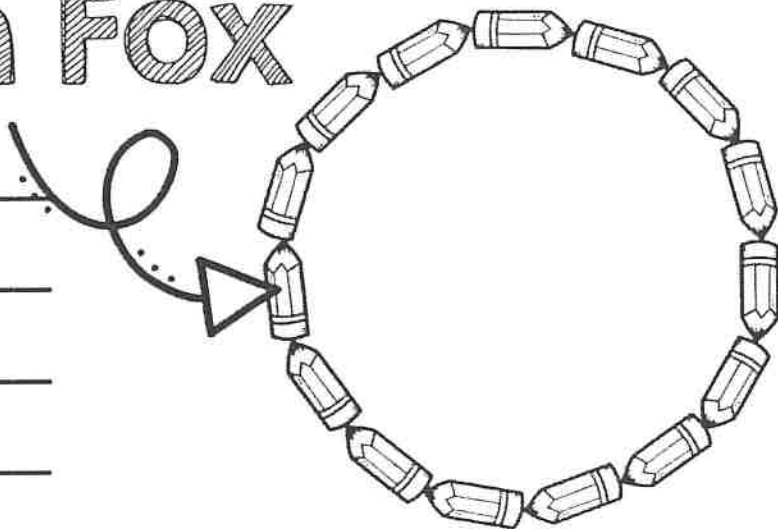
Why is Wilfrid collecting all of these things?



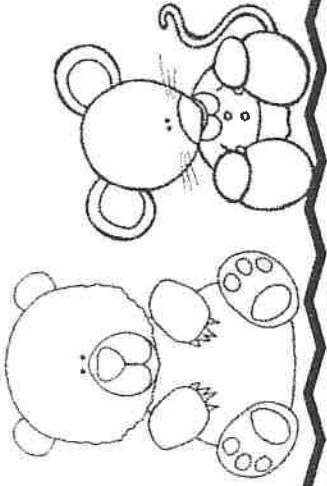
Name: _____

DID YOU KNOW?

Mem Fox




What is an
inference?

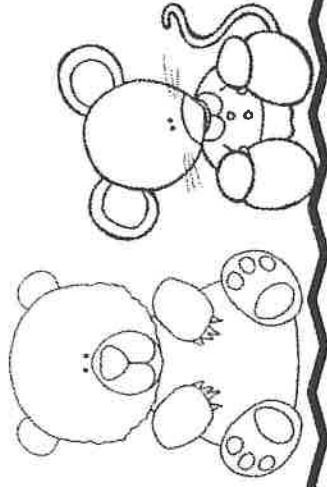


MAKING INFERENCES

What
inference did I
make?



What is an
inference?



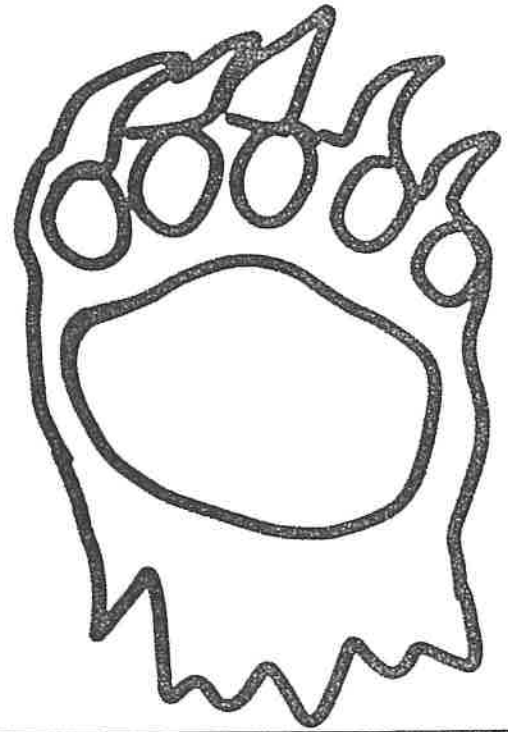
MAKING INFERENCES

What
inference did I
make?



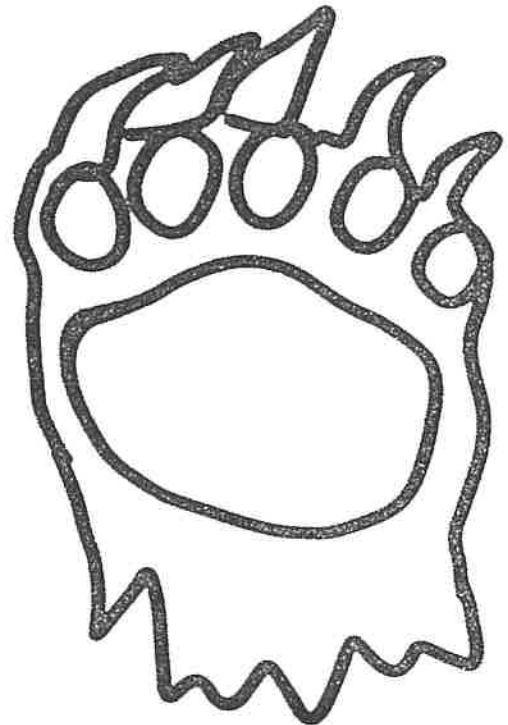
BROWN BEARS

What did you learn?



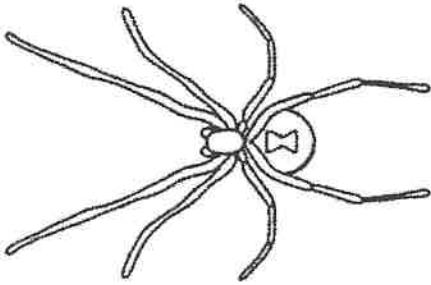
BROWN BEARS

What did you learn?

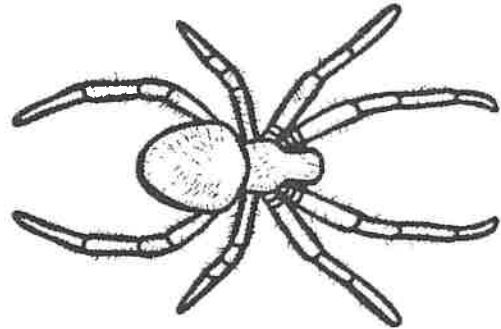
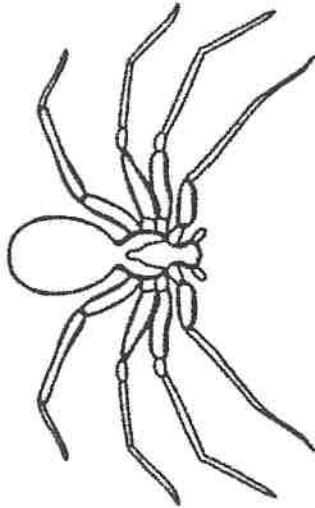
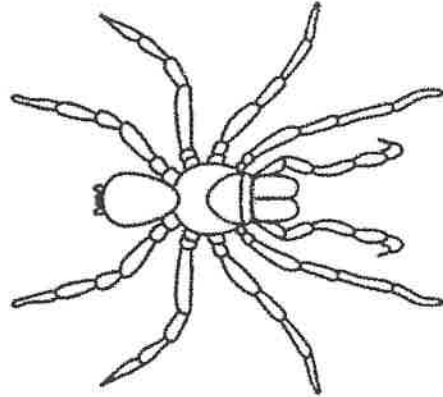


Cut around the template. Cut the line between the four flaps. Glue under Facts section. Write four facts you have learned about spiders.

FACT #3

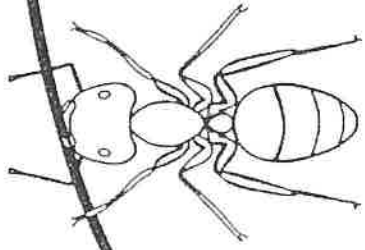


FACT #4



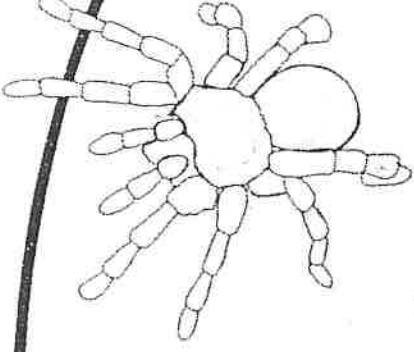
FACT #1

FACT #2



ants

are
the
same



spiders

Venn Diagram Flap-book

Fold on the dark black line, cut on the two dotted lines.

Compare the two under the flaps.

Name: _____

Date: _____

Cut around the template. Cut the lines between first, next, and then. Glue under Sequencing Crankenstein

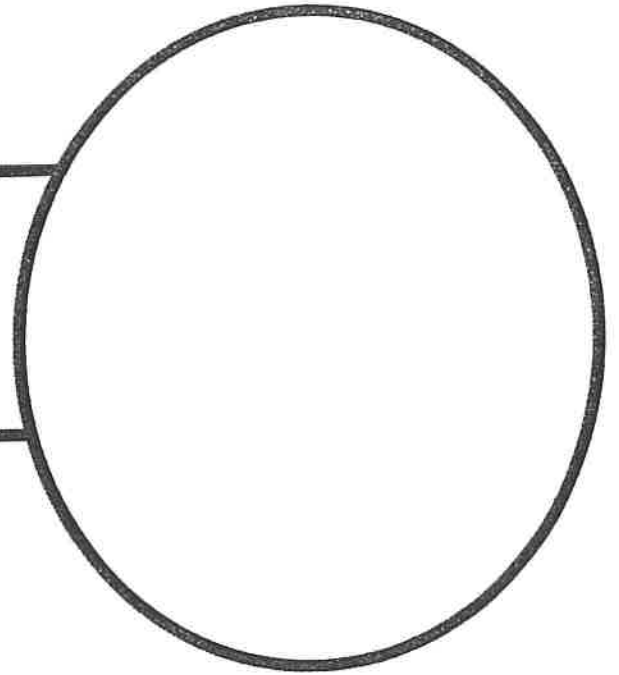
SEQUENCING CRANKENSTEIN:

First

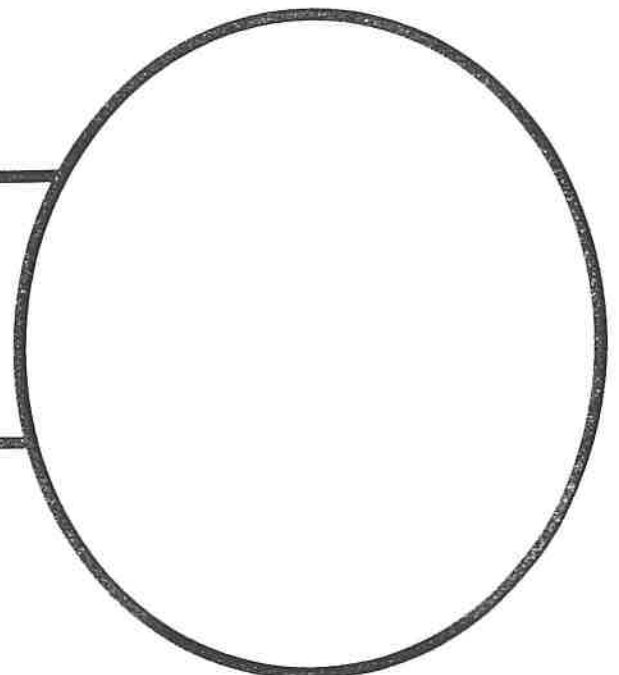
Next

Then

**MY FAVORITE WAY TO CALM
DOWN**

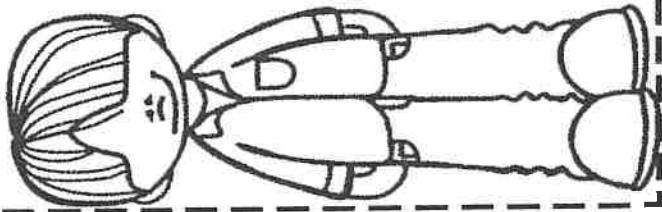


**MY FAVORITE WAY TO CALM
DOWN**

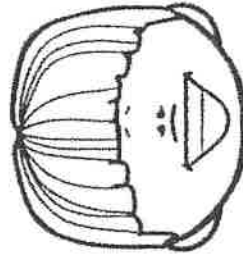


MAKING CONNECTIONS

Cut around the template. Cut the line between the top and the bottom to make two flaps. Glue under Making Connections.



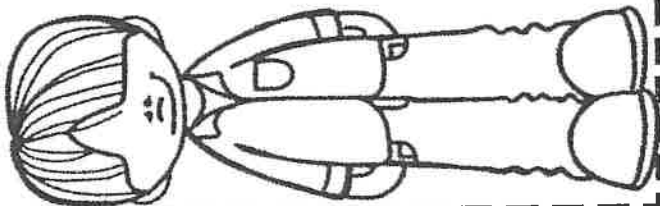
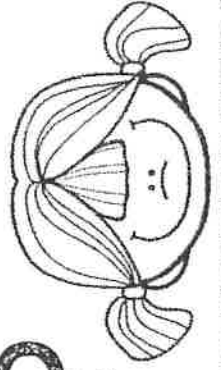
**WHAT
COMFORTS
ETHAN?**



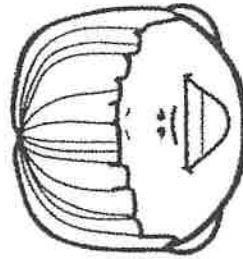
WHAT

COMFORTS

ME?



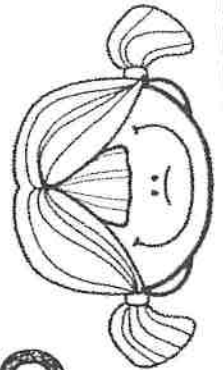
**WHAT
COMFORTS
ETHAN?**



WHAT

COMFORTS

ME?



MAKING CONNECTIONS

Directions Cut out the flap-ups. Cut in between each flap. Put glue under "Halloween Safety" Write and draw about four tips underneath the flaps.

Halloween SAFETY

Tip **ONE**

Tip **two**

Tip **THREE**

Tip **four**